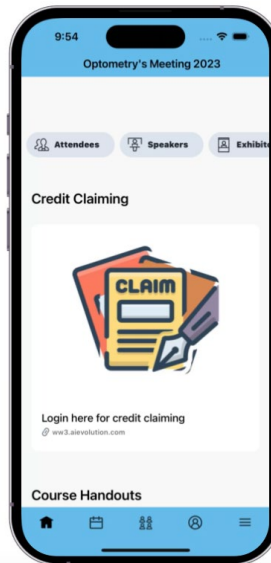


# Know Before You Go: Claiming Credit

- In order to claim credit, you will need the 6-digit code provided at the end of your CE session.
- Credit claiming can be accessed through the mobile app or by going directly to this site: <https://ww3.aievolution.com/aoa2301/>
- The Login information for credit claiming is:
  - Email (This is the email you registered for Optometry's Meeting with)
  - Password (The default password is **#OM2023**)
- AOA reserves the right to remove claimed credit for anyone who did not meet the attendance requirement for the course.

## Claiming Credit

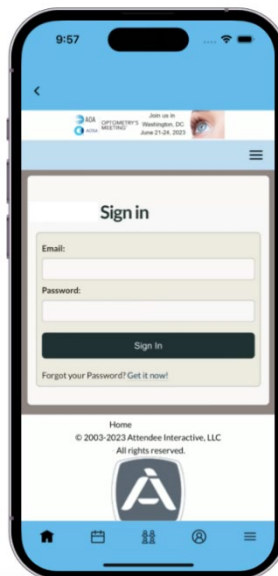
1. From the Mobile App home screen, scroll down to the "Credit Claiming" card and select it.



Some have found it faster and more efficient to access the credit claiming site directly, outside of the mobile app, to do so, open your browser and proceed to:

<https://ww3.aievolution.com/aoa2301/> Then proceed to step 2.

2. You have now been directed to the Credit Claiming platform. Please enter the email address you registered for Optometry's Meeting with and the default password #OM2023 then click Sign In.



3. You will be prompted to update your profile/password once you log in for the first time.

### Step 1 of 2: Update Password

Enter in a new password.

You have successfully signed into the system.  
Use the 'Sign Off' option to log out before leaving the site.

Passwords must be between 6-15 characters long and contain at least 1 upper case letter, 1 lower case letter and 1 number.

New Password:

Confirm Password:

Save

4. You will then be prompted to update your Contract information, add your license number (enter N/A, if you do not have one), and OE Tracker number if applicable.

\* - indicates a required item.

\* City:

State/Province:

-- SELECT -- Other...

Postal Code:

\* Country:

-- SELECT --

Phone:

Fax:

\* Email:

Confirm Email:

#### Additional Information

\* License Number:

\* Member:

No

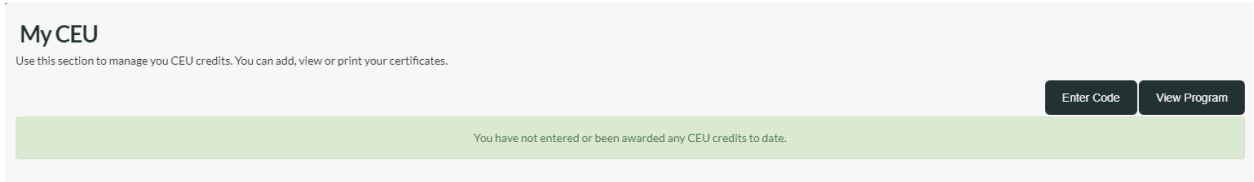
OE Tracker Number:

This form collects name, email address and other contact information so our support team can communicate and provide assistance. Please

I consent to having this contact information collected via this form.

Save

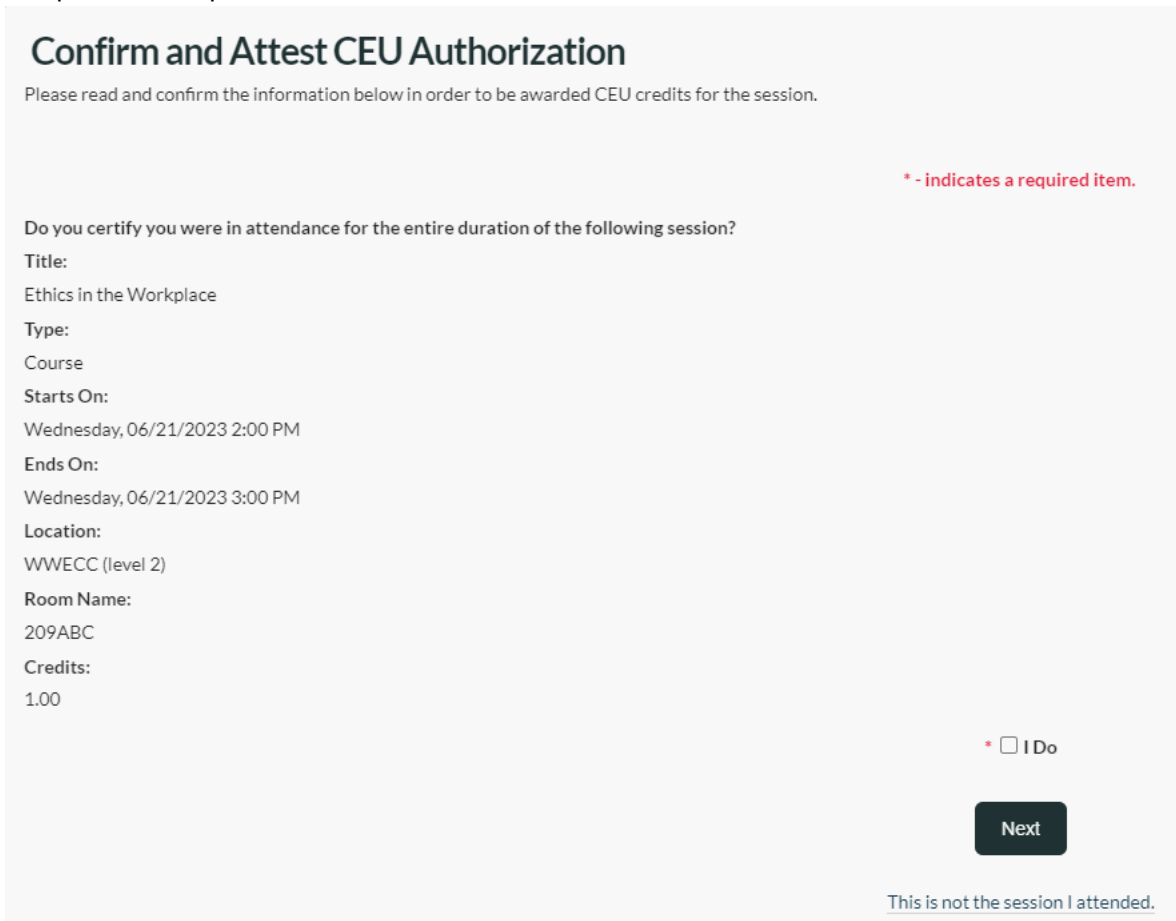
- Once completed, you will be taken to the My CEU page. From here you can either click “Enter Code” to enter the Verification Code OR click “View Program” to select the course that you want to claim credit for.



- When clicking on “Enter Code” you will land on the “Enter CEU Authorization” screen. From here you will enter in the CEU Authorization code (The CEU Authorization Code was provided at the end of your CE session) for the course can click submit.



- You will then be prompted to confirm the course you entered the CEU Authorization code for, complete this step and click “Next”



8. You will land on the Evaluation for the course you selected. Please complete the evaluation and click submit.

**Evaluation for Pearls for Managing Keratoconus with CXL: Corneal Collagen Crosslinking**

Thank you for participating in this CE course. The American Optometric Association Education Center would like to know if this was a valuable learning experience for you, and would appreciate your responses to the following questions. Once you have completed the evaluation, you will receive continuing education credit for your attendance. Please rate the overall aspects of this course on the basis of:

\* - indicates a required item.

\* Course content will enable me to improve my patient outcomes

Strongly Agree  
 Agree  
 Neutral  
 Disagree  
 Strongly Disagree

\* I was able to stay engaged during the course

Strongly Agree  
 Agree  
 Neutral  
 Disagree  
 Strongly Disagree

\* I would attend another course by this speaker

Strongly Agree  
 Agree  
 Neutral  
 Disagree  
 Strongly Disagree

\* This course addressed my needs and professional practice gaps

Strongly Agree  
 Agree  
 Neutral  
 Disagree  
 Strongly Disagree

\* I would like to know more about this topic

Strongly Agree  
 Agree  
 Neutral  
 Disagree  
 Strongly Disagree

\* Course met or exceeded my expectations

Strongly Agree  
 Agree  
 Neutral  
 Disagree  
 Strongly Disagree

\* Was there any apparent conflict of interest shown by the speaker(s)?

Yes  No

Comments

Remaining: 500

[Submit](#)

9. Once you click submit, you will be directed back to the “My CEU” page. You will see that your credit is now listed. Additionally, you now have “Print CEU Certificate” and “Email Certificate” options listed to print or email your certificate and transcript.

The Evaluation has been completed successfully and CEU Credits have been awarded.

**My CEU**

Use this section to manage you CEU credits. You can add, view or print your certificates.

[Enter Code](#)
[View Program](#)
[Print CEU Certificate](#)
[Email Certificate](#)

Session	Type	CEU Credits	Action
Pearls for Managing Keratoconus with CXL: Corneal Collagen Crosslinking	Course	2.00	<a href="#">Edit Survey</a>
<b>Total CEU Credits:</b>		<b>2.00</b>	

# Printing CEU Certificates

- From the “My CEU” page, click on the “Print CEU Certificate” button.

The Evaluation has been completed successfully and CEU Credits have been awarded.

**My CEU**  
Use this section to manage you CEU credits. You can add, view or print your certificates.

Enter Code View Program Print CEU Certificate Email Certificate

Session	Type	CEU Credits	Action
Pearls for Managing Keratoconus with CXL: Corneal Collagen Crosslinking	Course	2.00	Edit Survey
<b>Total CEU Credits:</b>		<b>2.00</b>	

- This will open a new window (If nothing happens, your popups are blocked, please unblock popups and try again) that will contain your CEU certificate and transcript. (Please keep in mind that certificates and transcripts are generated by credit type, so if you earn both COPE credits and AOA CE Hours you will have a certificate for each type earned.)



This activity is accredited by the Council on Optometric Practitioner Education (COPE) to provide continuing education for optometrists.

*Sarah Sutherland*  
Education Center  
Director of Education Programs

**Keevan Paskillo, MSIT**

*Transcript of COPE Credits as of 6/05/2023*

Optometry's Meeting®2023  
COPE ACTIVITY ID 126092

CME	CE Code	Date	Sessions
2.00	84084-SD	06/24/2023	Genetic Eye Disease in the Optometry Practice
<b>0.00</b>	<b>2.00</b>		

# Emailing CEU Certificates

1. From the “My CEU” page, click on the “Email Certificate” button.

The Evaluation has been completed successfully and CEU Credits have been awarded.

### My CEU

Use this section to manage your CEU credits. You can add, view or print your certificates.

Enter Code View Program Print CEU Certificate **Email Certificate**

Session	Type	CEU Credits	Action
Pearls for Managing Keratoconus with CXL: Corneal Collagen Crosslinking	Course	2.00	Edit Survey
Total CEU Credits:		2.00	

2. This will open a new window that will indicate that your certificate has been emailed to the email address on file (the one you registered for Optometry’s Meeting with). Please remember to check your junk/spam folders if you do not see your certificate in your inbox.

Print Close

## Email Certificate

The Certificate has been sent to KPalzkill@aoa.org

AOA 2023 Optometry Meeting - Certificate - Message (HT...)

File Message Help Acrobat

Delete Archive Reply Reply All Forward Respond Share to Teams Quick Steps Move Tags Editing Immersive Translate Zoom Reply with Scheduling Poll Asana Report Message Viva Insights

AOA 2023 Optometry Meeting - Certificate

American Optometric Association <no-reply@communitybrands.com>  
To: Keegan Palzkill

Retention Policy 4 Year Delete (4 years) Expires 6/4/2027

We could not verify the identity of the sender. Click here to learn more.

kpalzkill\_20230605113151559.pdf  
320 KB

**CAUTION:** This email originated from outside the organization. Do not click links or open attachments unless you recognize the sender and know the content is safe.

Attached is the Certificate requested.